

Be Internet Legends.

Internet Adventures

Be Internet Legends – Early Years & KS1 Lesson Plan

This lesson plan and activity can help children aged 4-6 start to think about using the internet safely.

It covers simple themes from the Be Internet Legends pillars – to be Sharp, Alert, Secure, Kind and Brave online.

You'll need

- Printouts of the Internet Adventures worksheet
- Pencils, pens or crayons
- A connected screen or projector to watch the Legends Family Adventure movie

Lesson Plan

1. Hand out

Pupils can work alone or divide into pairs or small groups. Give each child a worksheet to use during the lesson.

2. Watch (10 minutes)

Play the Legends Family Adventure on a large screen (find the link below). While watching, pupils can tick off what they spot. The movie is in three parts and takes about 10 minutes.

3. Discuss (5 minutes)

What things can you do online? Ask children to think of the things they might do. Write their ideas on a whiteboard. Children can also practice their handwriting using the worksheet.

4. Ask (5 minutes)

What things could children do to stay safer online? Think about the movie and what children saw.

5. Create (10 minutes)

Children can now colour their own Internaut character.


Be Internet Legends.

Teacher Note


The Legends Family Adventure movie can be found here:

https://beinternetlegends.withgoogle.com/en_uk/parents/adventure


You can also scan the ticket below.



The Legends Family Adventure Ticket



Scan your movie ticket for a fun family experience in the online world of Interland.

Be Internet Legends.  parentzone 